


GDS

*FINDING WAYS*

AMAZON



# *Design & New Products*



## \* **Enhancing Visuals & Expanding Products**

Maximizing Sales and Boosting Customer **Engage-ment** through Enhanced Visuals and Expanded Product Offerings

- **New Products**
- **Updating Existing Visual Advertisement**



## New Sign Type Design



High Performance  
Laser Vinyl

1/8" Brushed  
Aluminum DiBond



## New Sign Type A+ Content



### About GDS Architectural Signage Solutions

From creative conception to final installation, GDS has developed the most effective and efficient process for outfitting any built environment with wayfinding and identification signage for both interiors and exteriors. Our mission is to navigate the built environment through strategic planning and tangible solutions.



### Modern & Sleek Signage

At GDS, we design sleek and modern signage to help you establish clear boundaries at your business or home. Our No Soliciting sign, available in brushed aluminum, effectively communicates your message without being overly aggressive. With our commercial signage, you can keep unwanted visitors away and promote a safe and comfortable environment for yourself and your guests. Our no soliciting signs are a great asset for any commercial business that needs to establish proper boundaries, such as hotels, restaurants, and offices. Trust GDS for contemporary and effective no soliciting signage.



### Inspection Ready

Our no soliciting signs will always have you inspection ready! They come equipped with adhesive strips and an installation guide to ensure you pass the construction inspection.



### Sleek Design & Minimalist Layout

Our sleek and minimalist design is tailored to complement the modern style of your business' interior. Easily convey your messaging with our contemporary signage!



### High Quality, Resource-Efficient, & Tamper-Proof

Rest assured that our no soliciting signs are manufactured to be of exceptional high quality and tamper-proof. Made with resource-efficient materials, our signs will withstand the test of time.







## New Sign Type Design



High Performance  
Laser Vinyl

1/8" Brushed  
Aluminum DiBond

## New Sign Type A+ Content



### About GDS Architectural Signage Solutions

From creative conception to final installation, GDS has developed the most effective and efficient process for outfitting any built environment with wayfinding and identification signage for both interiors and exteriors. Our mission is to navigate the built environment through strategic planning and tangible solutions.



### Modern & Sleek Signage

At GDS, we understand the importance of promoting sanitary protocols and keeping your environment clean. Our Please Do Not Flush sign is a great addition to any commercial space, including restaurants, hotels, hospitals, and offices. The sleek design and easy-to-read font of signage will effectively communicate your message to employees and visitors alike. Made with high-quality materials, our durable sign will last for years to come. Easy to install with adhesive strips included. Trust GDS for contemporary and effective signage to promote a safe and sanitary workspace.



### Inspection Ready

Our Please Do Not Flush sign is designed with durability in mind and helps to enforce proper bathroom etiquette in a sleek and modern way. Easily install it with our included adhesive strips and installation guide.



### Sleek Design & Minimalist Layout

Our contemporary Please Do Not Flush sign features bold, eye-catching fonts and durable materials for long-lasting use. The sleek and minimalist design of our signage will complement any modern business interior, while effectively communicating the message to promote proper sanitation practices.



### High Quality, Resource-Efficient, & Tamper-Proof

Rest assured that our Please Do Not Flush signs are manufactured to be of exceptional high quality and tamper-proof. Made with resource-efficient materials, our signs will withstand the test of time.



# Product Thumbnails

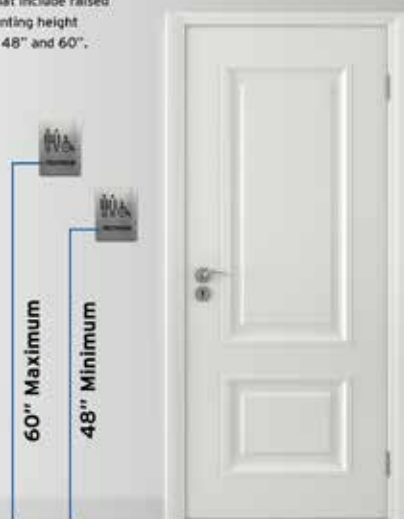


## ADA-COMPLIANT INSTALLATION

Below are federally mandated guidelines for mounting code-compliant signs that include raised characters & grade 2 Braille. Mounting height has an acceptable range between 48" and 60".

Always check with your **state** and **local codes** for additional requirements.

- Signs shall be mounted on the **latch side** of the door.
- If there is not enough space on the latch side, the sign can be mounted on the **nearest adjacent wall**.
- The **minimum** mounting height is 48" to the baseline of the lowest line in the sign.
- The **maximum** mounting height is 60" to the baseline of the highest line in the sign.



## ADA COMPLIANT

Signage *designed* and *crafted* to conform with national *ADA guidelines*




**Raised Icons**



**Raised Lettering**



**Grade II Raised Braille**



**Double-Stick VHB Tape**



	Ours	Others
<b>ADA COMPLIANT</b> Our custom signage has been designed and crafted to conform with National ADA Guidelines.	✓	X
<b>DURABLE</b> Our eco-friendly signage is made with sustainable, high quality materials.	✓	X
<b>MADE IN THE USA</b> All of our sign products are fabricated, packaged, and shipped in the United States.	✓	X
<b>INSTALL READY</b> Each sign is delivered ready to install with double-stick tape and ADA instruction.	✓	X
<b>MONEY BACK WARRANTY</b> If you are unsatisfied with your purchase we will replace the item or issue a refund, no questions asked.	✓	X